

# AC1060 • 60 Amp Current Transformer

## Low Cost 50/60Hz Current Transformers

### Applications

- Sensing Overload Current
- Ground fault detection
- Metering
- Analog to Digital Circuits

### Electrical Specifications @ 20°C ambient

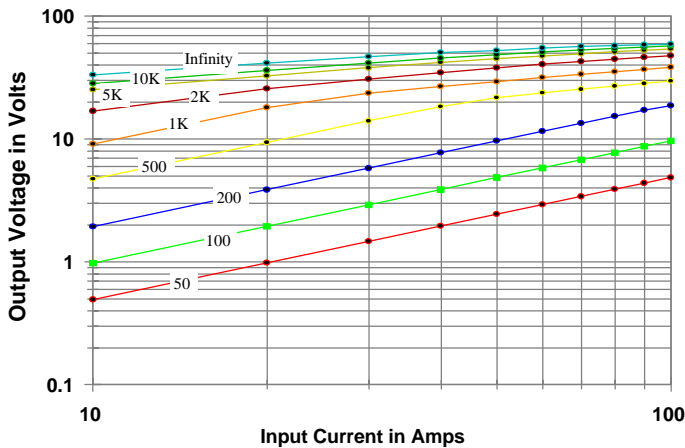
Electrical Specifications	
Primary Current	60A nom., 200A max.
Turns Ratio	1000:1 nominal
Volt per Amp Ratio at 60A for 100 ohm load	0.100 V/A
Volt per Amp Ratio at 6A for 100 ohm load	0.0984 V/A
DC Resistance at 20°C	24 ohms
Dielectric Withstanding Voltage (Hi-pot)	4KVrms
Mechanical Specifications	
Case	Polycarbonate
Encapsulant	Epoxy
Flammibility	Conforms to UL94-VO
Terminals	Pins Ø 1.0mm
Marking	Date Code (W/Y) AC1060, Dot at start pin
Approximate Weight	65.2 grams
Tolerance	±0.2mm



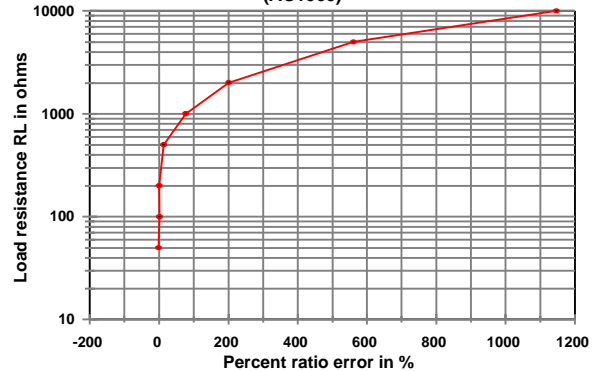
### Environmental Specifications

Storage Temperature	-55° to +130°C
Insulation Resistance	100 megohms min.

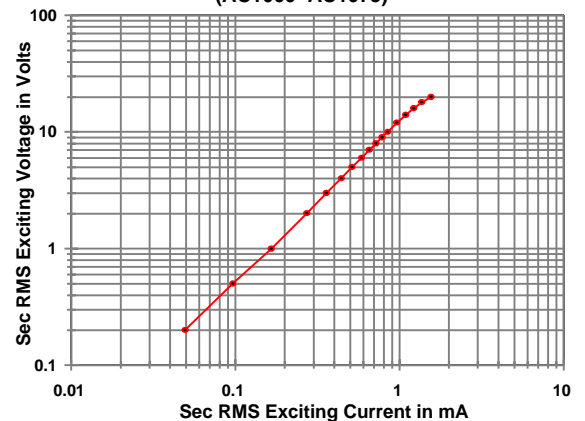
Output Volts vs Input Current  
For various ohmic loads



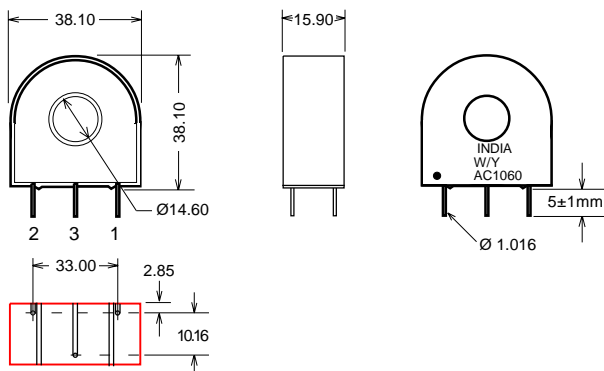
%RE vs RL at Rated primary current  
(AC1060)



Typical Excitation Curve  
(AC1060-AC1075)



### Dimensions



### Notes:

- 1) Unless requested, the terminating resistor and the one-turn primary are not supplied
- 2) Pin 3: Normally for mechanical support only but will be used on center tapped designs

